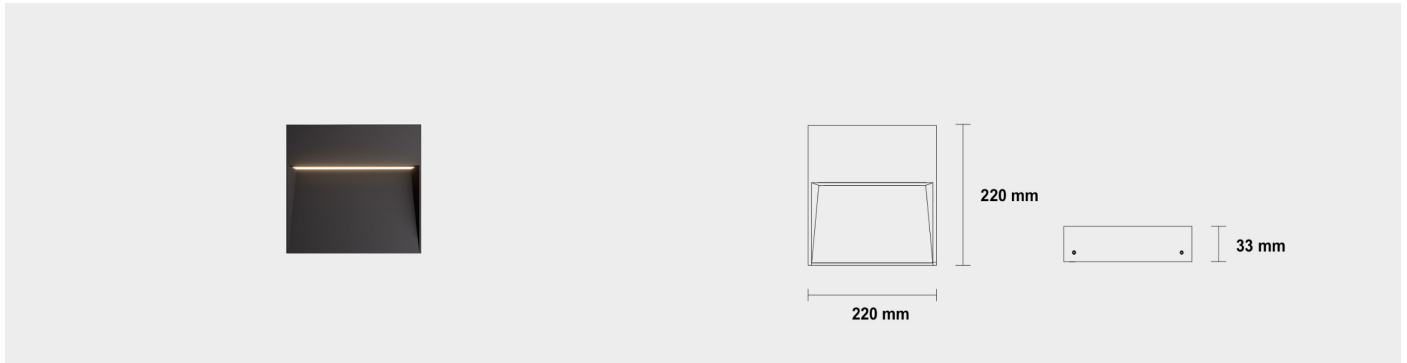
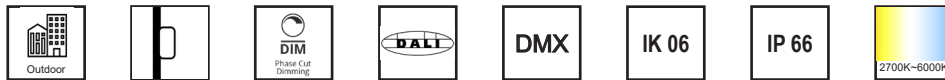


**WALL LUMINAIRE**  
**APOLLO**

**W81-220220**



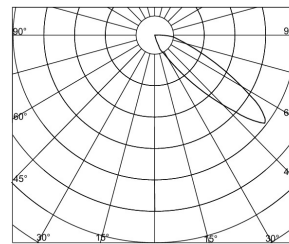
**PRODUCT FEATURES**



**DESCRIPTION**

Wall-mounted luminaires are engineered to deliver consistent, high-performance illumination across perimeter walkways, entrance zones, and parapet walls. Made of die-cast aluminum and designed with a focus on both form and function, these fixtures elevate architectural aesthetics through contemporary finishes. They support advanced asymmetrical light distribution optics, enabling precise light control and minimizing spill light. Surface-mounted configurations facilitate efficient installation, reducing labor and integration time without compromising structural integrity or visual coherence.

**LIGHT DISTRIBUTION**



**FINISHES**



**PRODUCT PARAMETER**

Power	Input Voltage	Beam Angle	CRI	CCT	Control Type	Finishes	Optional Finishes	IP Rating
6W	AC 120V-277V 50-60 Hz	Asymmetric	90-Ra>90	2700K	ON/OFF	White	Gray Silver	IP-66
			85-Ra>85	3000K	PHASE	Black	Basalt Gray	
				4000K	DALI		Moss Green	
				6000K	DMX		Corten Brown	
							Dark Brown	

\_\_\_\_\_

\*\*Please provide the specific details based on the requirements for the products you are ordering.