
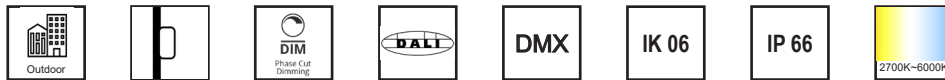


WALL LUMINAIRE
APOLLO

W82-220220



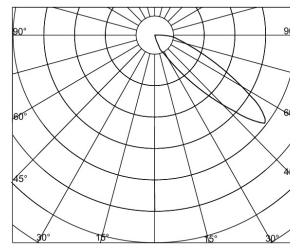
PRODUCT FEATURES



DESCRIPTION

Wall-mounted luminaires are engineered to deliver consistent, high-performance illumination across perimeter walkways, entrance zones, and parapet walls. Made of die-cast aluminum and designed with a focus on both form and function, these fixtures elevate architectural aesthetics through contemporary finishes. They support advanced asymmetrical light distribution optics, enabling precise light control and minimizing spill light. Surface-mounted configurations facilitate efficient installation, reducing labor and integration time without compromising structural integrity or visual coherence.

LIGHT DISTRIBUTION



FINISHES



PRODUCT PARAMETER

Power	Input Voltage	Beam Angle	CRI	CCT	Control Type	Finishes	Optional Finishes	IP Rating
6W	AC 120V-277V 50-60 Hz	Asymmetric	90-Ra>90	2700K	ON/OFF	White	Gray Silver	IP-66
			85-Ra>85	3000K	PHASE	Black	Basalt Gray	
				4000K	DALI		Moss Green	
				6000K	DMX		Corten Brown	
							Dark Brown	

**Please provide the specific details based on the requirements for the products you are ordering.